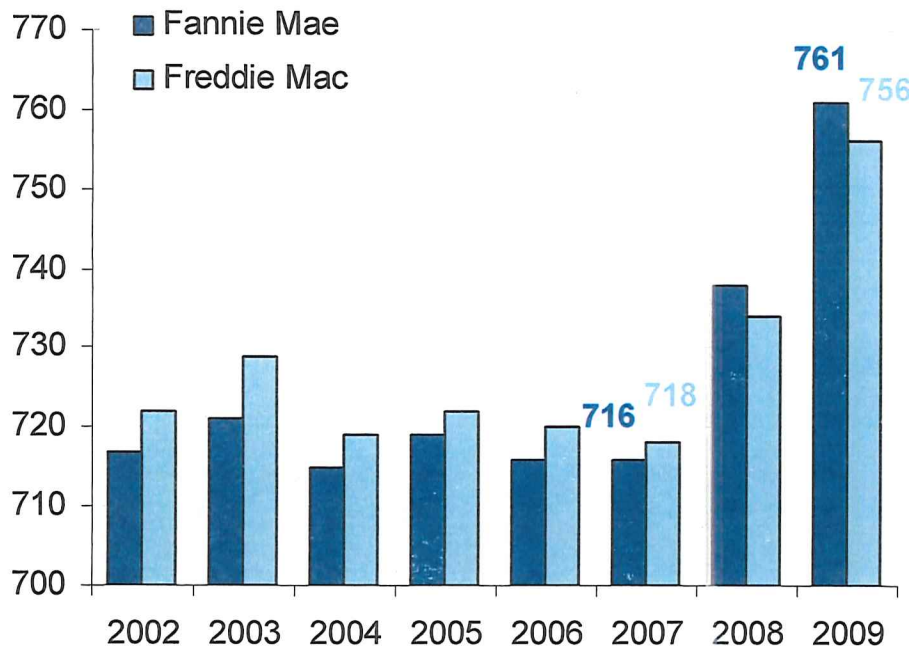


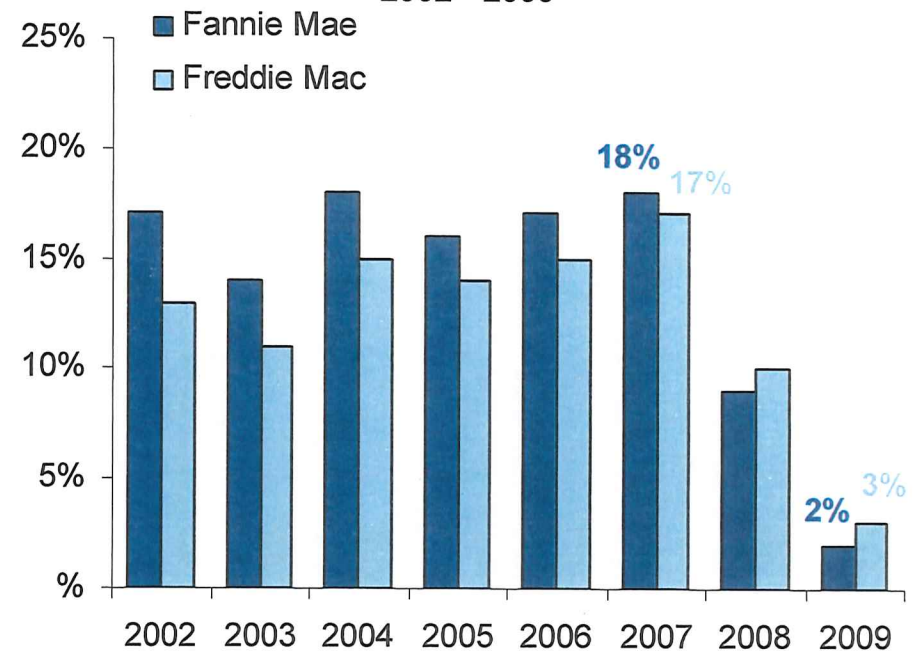
# Credit Quality of Enterprise New Business



**Weighted Average FICO Score at Origination  
2002 - 2009**



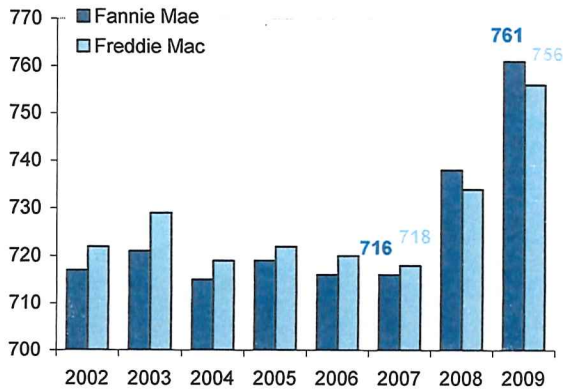
**Proportion of New Business with FICO Scores  
Below 660 at Origination  
2002 - 2009**



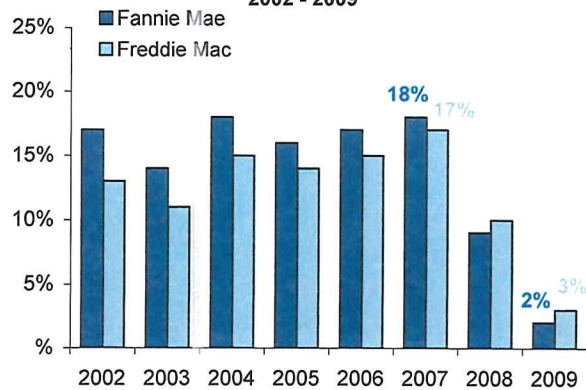
Sources: Fannie Mae and Freddie Mac financial statements.

Period	Fannie Mae		Freddie Mac		Share FICO < 660	
	FICO	LTV	FICO	LTV	Fannie Mae	Freddie Mac
2009Q1	761	67	757	66		
2009Q2	763	65	759	65		
2009Q3	761	67	754	68		
2002	717	71	722	70	17	13
2003	721	68	729	68	14	11
2004	715	71	719	71	18	15
2005	719	72	722	71	16	14
2006	716	73	720	73	17	15
2007	716	75	718	74	18	17
2008	738	72	734	71	9	10
2009	761	67	756	67	2	3

Weighted Average FICO Score at Origination  
2002 - 2009



Proportion of New Business with FICO Scores  
Below 660 at Origination  
2002 - 2009



Weighted Average LTV Ratio at Origination  
2002 - 2009

